



TAUNG GOLD | TAUNG GOLD INTERNATIONAL LIMITED  
壇金礦業有限公司


# SCALE & GRADE

---

A SIGNIFICANT SOUTH AFRICAN GOLD DEVELOPER WITH GLOBAL REACH

SEHK Stock Code: 0621  
[www.taunggold.com](http://www.taunggold.com)

Neil Herrick  
Chief Executive Officer  
Precious Metals Summit  
London & Zurich  
7, 8 & 9 November 2017



Pages

## 3-9

### Introduction



Pages

## 10-14

### Evander project South Africa



Pages

## 15-18

### Jeanette project South Africa



Pages

## 19-21

### Conclusion

#### Disclaimer

This presentation, which has been compiled from information provided by the directors of Taung Gold International Limited ("Taung" or the "Company") and from publicly available sources, involves assumptions and elements of subjective judgment and analysis which may or may not be correct and have not been independently verified.

The information contained in this presentation is also subject to completion, revision, verification and amendment without prior notice and without liability to compensate or reimburse any person.

No representation or warranty, express or implied, is or will be given by Taung or its directors, partners, employees or advisors or any other person as to the accuracy, completeness or fairness of this presentation and, so far as permitted by law and except in the case of fraud by the party concerned, no responsibility or liability whatsoever is accepted for the accuracy, completeness or fairness thereof or for any errors, omissions or misstatements (negligent or otherwise) relating thereto. In all cases, addressees should conduct their own investigation and analysis of Taung and the information contained in this presentation.

This presentation includes certain forward-looking statements, estimates, targets, forecasts and projections provided by Taung with respect to its anticipated future performance. There can be no assurance that any forward-looking statements, estimates, targets, forecasts or projections are attainable or will be realised. The words "anticipate," "assume," "believe," "estimate," "expect," "intend," "may," "can," "could," "plan," "project," "should" and similar expressions are used to identify forward-looking statements.

Forward-looking statements are necessarily based upon a number of estimates, assumptions and expectations that, while considered reasonable by the Company as of the date of such statements, are inherently subject to known and unknown risks, uncertainties and contingencies.

These risks, uncertainties and contingencies include, without limitation, estimates of future production and operating, cash and all-in sustaining costs; metal and commodity price fluctuations; foreign currency fluctuations; mining operations including but not limited to environmental hazards, industrial accidents, ground control problems and flooding; geology including, but not limited to, unusual or unexpected geological formations, estimation and modelling of grade, tonnes, metallurgy continuity of mineral deposits, dilution, and Mineral Resources and Mineral Reserves, and actual ore mined and/or metal recoveries varying from such estimates; mine plans, and life of mine estimates; the possibility that future exploration, development or mining results will not be consistent with expectations; the potential for and effects of labour disputes, shortages or other unanticipated difficulties with or interruptions in production; potential for unexpected costs and expenses including, without limitation, for mine closure and reclamation at current and historical operations; uncertain political and economic environments; changes in laws or policies, foreign taxation, delays or the inability to obtain necessary governmental approvals and/or permits; regulatory investigations, enforcement, sanctions and/or related or other litigation.

This list is not exhaustive of the factors that may affect any of our forward-looking statements. Forward-looking statements are statements about the future and are inherently uncertain, and our actual achievements or other future events or conditions may

differ materially from those reflected in the forward-looking statements. Should one or more of these risks and uncertainties materialise, or should underlying assumptions prove incorrect, actual results, performance or achievements of the Company, or industry results, may vary materially from those described in this presentation. In addition, a number of other factors could cause the actual results, performance or achievements of the Company to differ materially from any future results, performance or achievements expressed or implied by the forward-looking information, and there is no assurance that the actual results, performance or achievements of the Company will be consistent with them.

For further details, reference is made to the management discussion and analysis in the Company's annual report filed with the Hong Kong Stock Exchange and available electronically on the Company's website, [www.taunggold.com](http://www.taunggold.com)

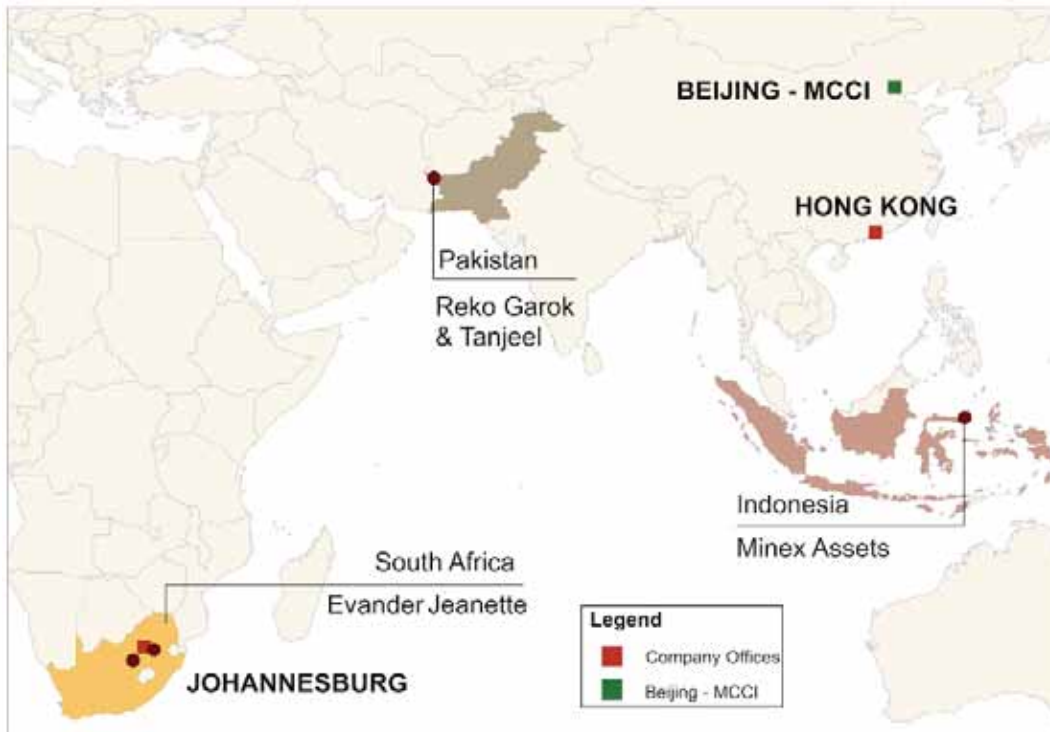
This presentation is for information purposes only and does not constitute an offer to sell or the solicitation of an offer to buy shares in Taung. Further, it does not constitute a recommendation by Taung or any other party to sell or buy shares in Taung or any other securities. All written or oral forward-looking statements attributable to Taung or persons acting on their behalf are qualified in their entirety by this disclaimer.

This presentation has been prepared without reference to your particular investment objectives, financial situation, taxation position and particular needs. It is important that you view this presentation in its entirety. If you are in any doubt in relation to these matters, you should consult your stock broker, bank manager, solicitor, accountant, technical adviser, tax expert or other independent financial adviser.



# ACTIVE IN THREE HIGHLY PROSPECTIVE JURISDICTIONS

- Substantial high-grade brownfield endowment in South Africa:
  - 22.8Moz total Resource including
  - 11.4Moz Probable Reserves and
  - very attractive \$/oz all-in sustaining costs (AISC)
- Significant growth potential in Pakistan and Indonesia
- Advancing engagement with MCCI to advance Evander



## SOUTH AFRICA

Evander	Jeanette
<ul style="list-style-type: none"> <li>• 4.3Moz Probable Reserve at 6.8g/t head grade</li> <li>• AISC \$583/oz</li> <li>• Bankable feasibility study (BFS) completed in February 2016</li> <li>• Mining Right registered in 2013</li> </ul>	<ul style="list-style-type: none"> <li>• 7.1Moz Reserve at 11.5g/t head grade</li> <li>• AISC \$392/oz</li> <li>• Pre-feasibility study (PFS) completed in February 2016</li> <li>• Granting letter for Mining Right received and execution and registration in progress</li> </ul>

## PAKISTAN

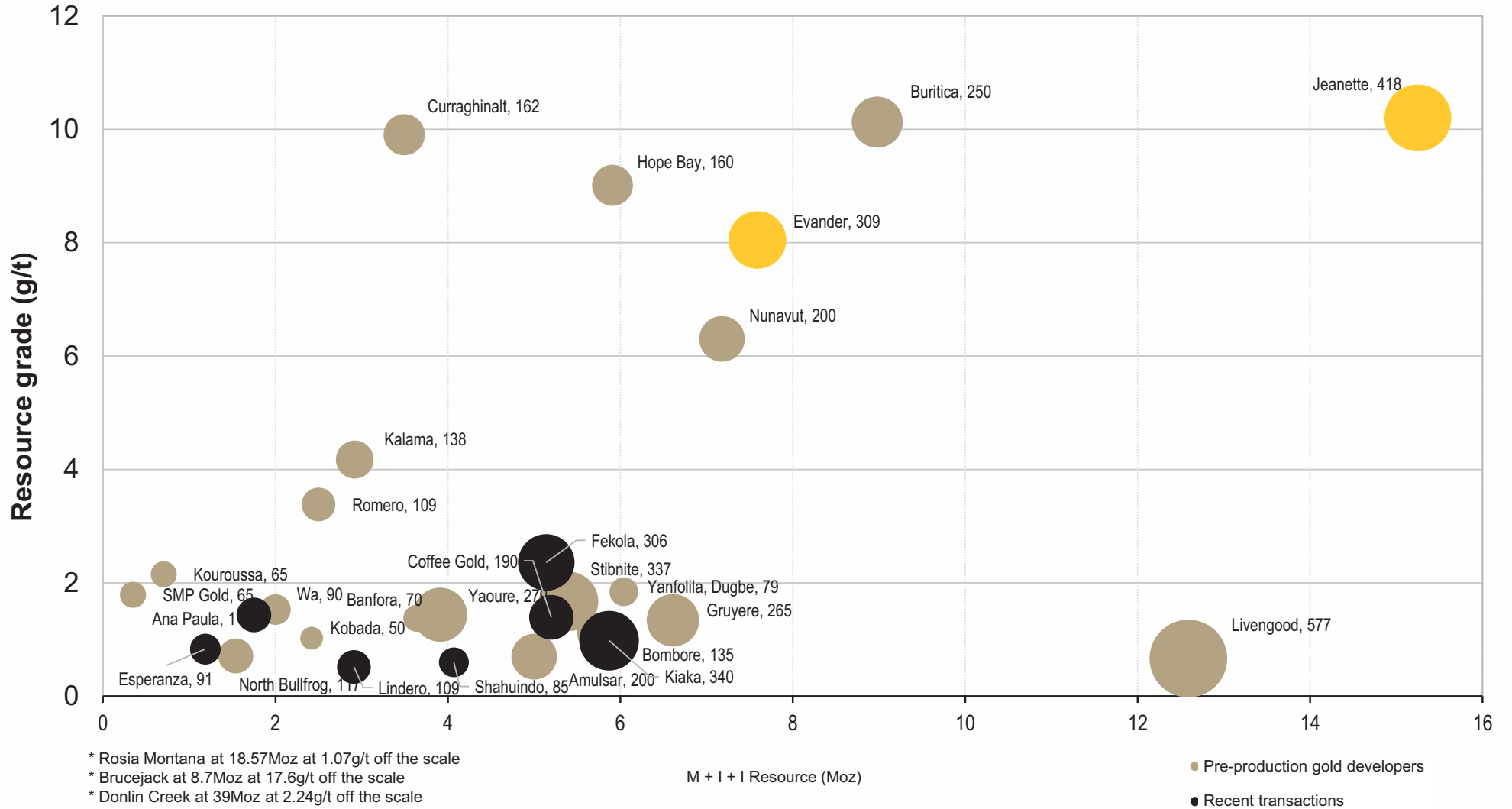
## INDONESIA

Reko Garok	Minex
<ul style="list-style-type: none"> <li>• Well-known Cu-Au region on the Tethyan Magmatic Arc</li> <li>• Advancing towards JORC-compliant mineral resource and feasibility</li> </ul>	<ul style="list-style-type: none"> <li>• Additional licence secured over Kutai and PMA conversion completed</li> <li>• Metallurgical test work completed and further work being planned to grow resource base</li> </ul>

# EVANDER AND JEANETTE: WORLD-CLASS ASSETS

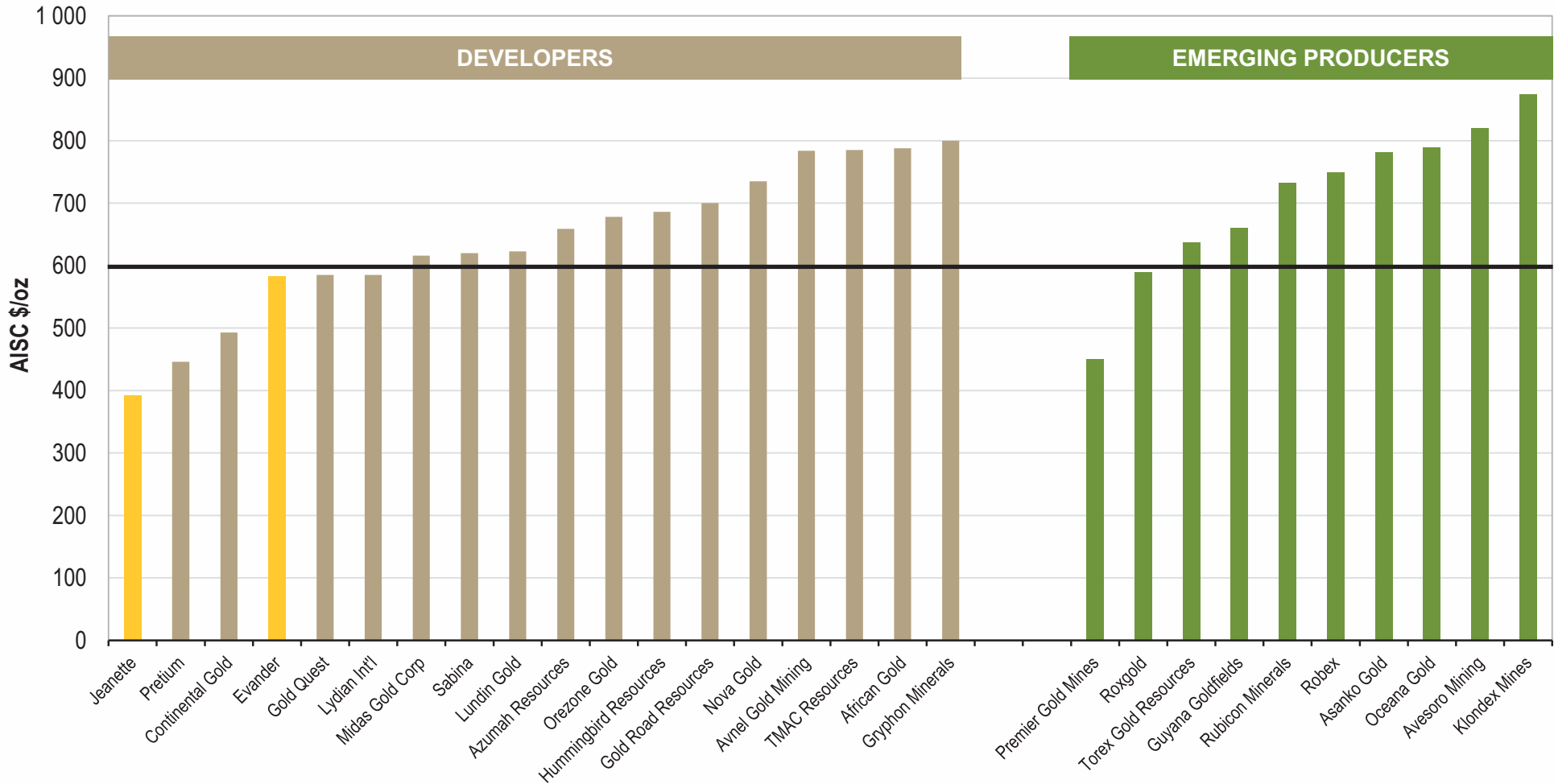


## RESOURCE SIZE, GRADE AND PRODUCTION RATE



# FEW PEERS HAVE AISC <\$600/OZ

## AISC BENCHMARKING



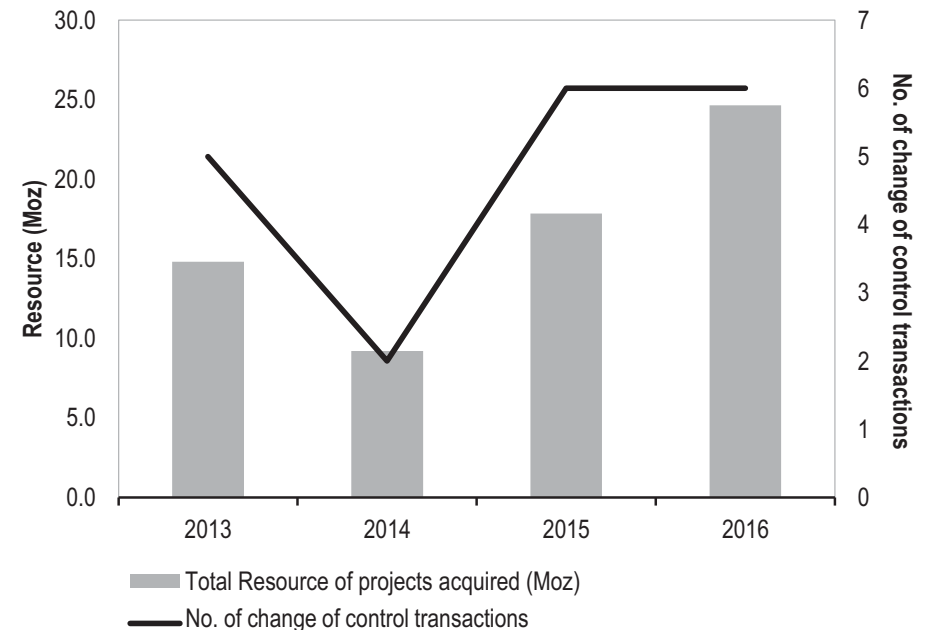
Source: Company presentations

AISC is typically US\$600-800/oz for gold developers and emerging producers. However, Evander and Jeanette AISC is expected to be lower than \$600/oz

# GOLD SECTOR M&A: ENCOURAGING FOR JUNIOR DEVELOPERS

- Liquid M&A market for junior gold developers
- Acquisition of gold developers is driven by:
  - increasing reserve replacement demand
  - growing scarcity of quality projects
  - broad universe of buyers capable of making large acquisitions
- Since early 2010, more than 38 'change of control' transactions completed of pre-production projects:
  - majority of these were 100% acquisitions for stock
  - in addition, many other transactions took place for minority stakes/JVs where acquirers sought to mitigate risk

TOTAL RESOURCE OF PROJECTS ACQUIRED (MOZ)



Very few pre-production assets with both scale and grade. TGIL has two such projects:

- Evander Probable Reserve is 4.3Moz @ 6.80g/t
- Jeanette Probable Reserve is 7.1Moz @ 11.52g/t

Scale, grade and recovery are key drivers of AISC costs

*“Quality projects are scarce: of the pre-production gold companies in our database of 270 companies, only 5 have resources larger than the 8-year take-over average of 5.2Moz and grades above 2.4g/t.”*

RBC Capital Markets, 2 February 2017

## Recent events

- ANC has dominated politics since the end of apartheid in 1994
- President Zuma serves as both head of the ruling party and head of state
- Reputation of President Zuma diminishing; perceived patriarchy, corruption and connections to the Gupta family
- In the 2016 municipal elections, the ANC lost control of four major metropolitan areas
- President Zuma will be replaced as party leader at the ANC's National Conference in December 2017
- Next national election in 2019

## Observations

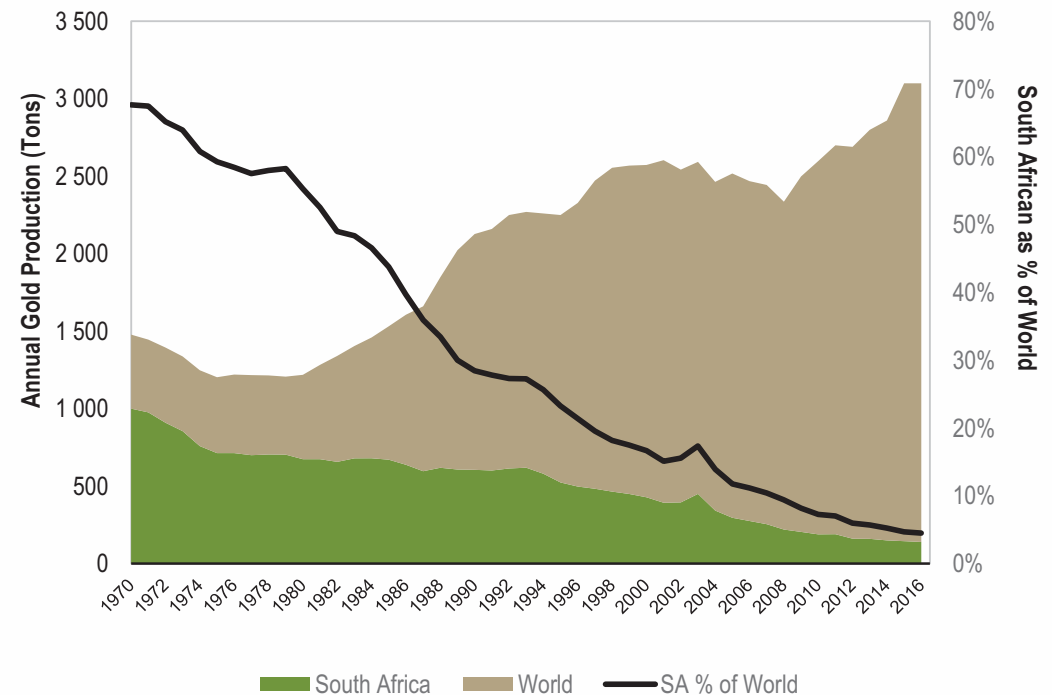
- Constitution and judiciary remain robust
- Civil society increasingly active in exposing patriarchy and corruption
- Government now taking steps to deal with corruption at various government levels and state-owned enterprises
- Some strong succession candidates increasingly critical of President Zuma



# SOUTH AFRICAN GOLD MINING

- Wits Basin has been in production for +130 years
  - declining tonnage and grade as many mines approach exhaustion of economically viable ore
- Pre-1994 characterised by:
  - significant geo-political uncertainty
  - no new projects as the political transition approached
- Post-1994 characterised by:
  - break up and reorganisation of 'traditional' South African mining houses
  - offshore diversification of South African gold majors:
    - GFL, AGA, HAR
  - promulgation of new minerals legislation in 2004
  - very few new gold projects

WORLD AND SOUTH AFRICAN ANNUAL GOLD PRODUCTION

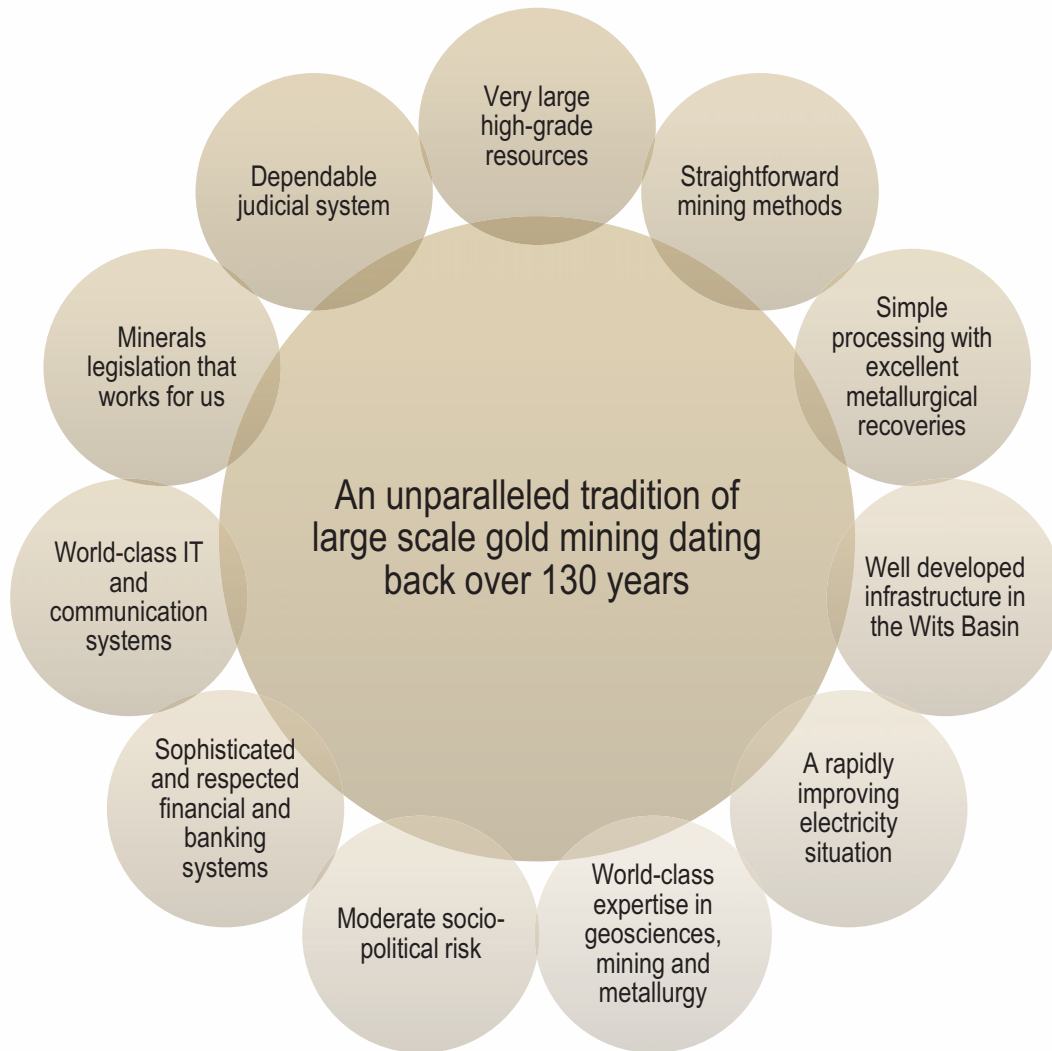


Taung was incorporated in 2004 to seek opportunities that would precipitate from these unique circumstances as the gold price increased and was able to secure the mineral rights over the Evander and Jeanette projects

Evander and Jeanette are the most attractive of only a handful of remaining assets that have scale, grade and attractive costs



# SOUTH AFRICA: STILL A GREAT GOLD MINING JURISDICTION



- Taung Gold emerged from the aftermath of the political change and the depressed gold price
- Evander and Jeanette are world-class assets in a jurisdiction that has an unrivalled track record of gold production
- Brownfield, but essentially new mines, they each enjoy high grades and cost profiles that set them apart from other ageing South African mines and the global peer group of gold developers
- Evander is heading towards financing and construction
- Jeanette is heading towards BFS



# EVANDER PROJECT

TAUNG GOLD | TAUNG GOLD INTERNATIONAL LIMITED  
壇金礦業有限公司

---

Tried and tested mining and metallurgy, with a substantial production profile





# EVANDER PROJECT: OVERVIEW

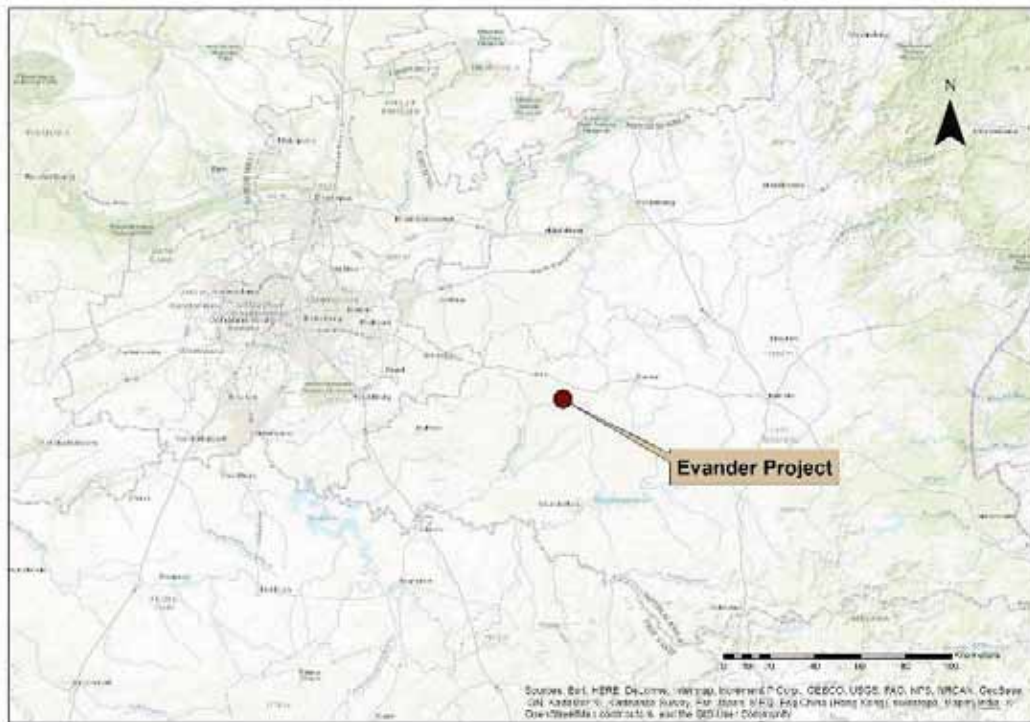
- Project mined between 1992 and 1998
- Mining Right registered to Taung Gold in 2013
- BFS complete
  - robust economics
  - very attractive cash costs and AISC
  - 20-year life-of-mine with upside potential
- Project scope
  - site establishment and dewatering
  - extend shafts to access resource
  - ore reserve development
  - construct metallurgical plant and TSF
  - commission and operate
- Water disposal agreement in place
- Eskom 22kV 2MVA connection completed
  - planning for 88kV 20MVA supply done
- Permitting well advanced
  - mining work programme and EMP being revised
  - Integrated Water Use Licence (WUL) application being prepared



# EVANDER PROJECT BFS: PRODUCTION

Resource and Reserve	Tons Mt	Grade (g/t)	Gold (Moz)
Measured Resource	0.11	10.18	0.04
Indicated Resource	19.75	8.47	5.37
<b>M + I Resource</b>	<b>19.85</b>	<b>8.47</b>	<b>5.41</b>
<b>Probable Reserve</b>	<b>19.64</b>	<b>6.80</b>	<b>4.29</b>

Key production indicators	Life of mine	Full production per annum
Tonnes milled	19.64Mt	1.46Mt
Head grade	6.80g/t	7.02g/t
Metallurgical recovery	96%	96%
Recovered grade	6.51g/t	6.7g/t
Gold produced	4.11 Moz	0.309Moz
Waste tonnes	7.11Mt	0.64Mt





# EVANDER PROJECT BFS: ECONOMIC RESULTS

Indicator	Value
Gold produced	4.11Moz
Initial capital cost estimate	\$579.3m
Total capital estimate	\$714.7m
Capital efficiency	\$2 696/oz
After-tax NPV <sup>5%</sup>	\$724.8m
After-tax IRR	17.6%
Payback	3.6 years
Cash cost	\$486/oz
Profit margin	57.5%
AISC	\$583/oz

## Sensitivity to gold price

Gold price (\$/oz)	After-tax NPV <sup>5%</sup> (\$m)	After-tax IRR (%)
1 000	390.7	12.2
(Base) 1 290	724.9	17.6
1 500	979.9	20.8
2 000	1 598.1	26.9

## Sensitivity to discount rate

Discount rate (%)	After-tax NPV (\$m)
(Base) 5	724.9
7.2	471.2
10	258.5

### Assumptions used in the BFS:

1. Gold price of ZAR580 638/kg – US\$1 290/oz and an exchange rate of US\$1.00 = ZAR14.00
2. Capital estimate accuracy of ±10%
3. Payback calculated from date of first production
4. Mineral Royalty calculated based on revenue generated using a sliding scale formula with a minimum royalty of 0.5% and a maximum of 5%
5. Tax calculated on mining profits after capital and other input costs have been recouped. The maximum rate of taxation is 34% and tax is zero if the profit margin is less than 5%
6. A 12% Capital Allowance for post 1990 gold mines is added to the unredeemed capital at the beginning of each financial year, provided that the mine is not in commercial production

# EVANDER PROJECT: STRONG PARTNERS IN ENFI & MCCI TAUNG GOLD

- Technical Consultancy Agreement executed with ENFI in May 2014
  - ENFI review of draft Evander Project BFS
  - opportunity to reduce capital – procurement, productivity
- Framework Agreement executed with MCCI in 2014
  - co-operate towards agreement to construct Evander
  - contract value to be 'based' on ENFI capital estimate
- FIDIC Employer Requirements document finalised
  - scope of work
  - work breakdown structure
  - roles and responsibilities
- Commercial Offer negotiations underway
- Binding term sheet for Design and Build Contract to be finalised
- Drafting of Design and Build Contract in progress
- MCCI assistance with debt financing through PRC banks



# JEANETTE PROJECT


TAUNG GOLD | TAUNG GOLD INTERNATIONAL LIMITED  
壇金礦業有限公司

A high grade mechanised mine with a substantial production profile



# JEANETTE PROJECT: OVERVIEW

- New high-grade, mechanised project
- Existing shaft to be deepened to 2 300m
  - 9.4Moz M+I Resource
  - 7.1Moz Probable Reserve
  - 11.21g/t recovered grade
  - low \$/oz cost potential
  - 400koz pa peak production
- Two shafts to be sunk for men, material and rock
- Dedicated processing facility
  - established technology with 96% recovery
- Mining Right granting letter received
  - execution and registration in next few months
- Planning for BFS under way


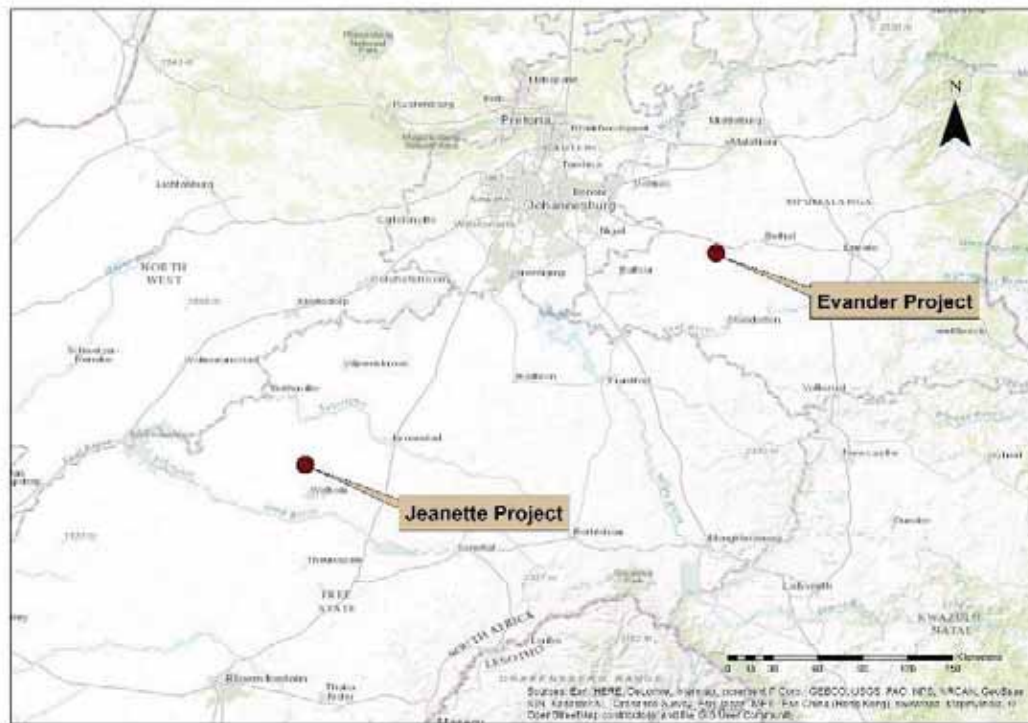




# JEANETTE PROJECT PFS: PRODUCTION

Resource and Reserve	Tons Mt	Grade (g/t)	Gold (Moz)
Measured Resource	-	-	-
Indicated Resource	13.10	22.41	9.44
<b>M + I Resource</b>	<b>13.10</b>	<b>22.41</b>	<b>9.44</b>
<b>Probable Reserve</b>	<b>19.21</b>	<b>11.52</b>	<b>7.12</b>

Key production indicators	Life of mine	Full production per annum
Tonnes milled	20.1Mt	1.16Mt
Head grade	11.47g/t	11.49g/t
Metallurgical recovery	98%	98%
Recovered grade	11.21g/t	11.24g/t
Gold produced	7.243Moz	0.418Moz
Waste tonnes hoisted	32.26Mt	1.23Mt



# JEANETTE PROJECT PFS: ECONOMIC RESULTS



Indicator	Value
Gold produced	7.24Moz
Initial capital cost estimate	\$759.0m
Total capital estimate	\$1 090.4m
Capital efficiency	\$3 312/oz
After-tax NPV <sup>5%</sup>	\$1 550.5m
After-tax IRR	20.3%
Payback	6.9 years
Cash cost	\$343/oz
Profit margin	58.0%
AISC	\$392/oz

## Sensitivity to gold price

Gold price (\$/oz)	After-tax NPV <sup>5%</sup> (\$m)	After-tax IRR (%)
1 000	1 007.0	15.9
(Base) 1 290	1 550.5	20.3
1 500	1 959.8	22.9
2 000	2 961.6	28.3

## Sensitivity to discount rate

Discount rate (%)	After-tax NPV (\$m)
(Base) 5	1 550.5
7.2	1 018.5
10	584.2

Assumptions used in the PFS:

1. Gold price of ZAR580 638/kg – US\$1 290/oz and an exchange rate of US\$1.00 = ZAR14.00
2. Capital estimate accuracy of +15% to -25%
3. Payback calculated from date of first production
4. Mineral Royalty calculated based on revenue generated using a sliding scale formula with a minimum royalty of 0.5% and a maximum of 5%
5. Tax calculated on mining profits after capital and other input costs have been recouped. The maximum rate of taxation is 34% and tax is zero if the profit margin is less than 5%
6. A 12% Capital Allowance for post 1990 gold mines is added to the unredeemed capital at the beginning of each financial year, provided that the mine is not in commercial production

# CONCLUSION

TAUNG GOLD | TAUNG GOLD INTERNATIONAL LIMITED  
壇金礦業有限公司

TGIL has world-class assets with scale, grade and attractive AISC





# ATTRACTIVE VALUATIONS FOR WORLD-CLASS ASSETS



## Pre-production developers

Company	Location	Total resource M, I & I (Moz)	Valuation EV/resource (\$/oz)
1 Gold Standard Ventures	USA, Nevada	2.7	141.1
2 Pretium	Canada	13.6	110.4
3 TMAC Resources	USA, Canada	5.9	102.6
4 Dalradian Resources	Northern Ireland	4.4	79.4
5 Gold Road Resources	Western Australia	6.6	70.4
6 Lundin Gold	Ecuador	9.5	54.4
7 Sabina	Canada	7.2	58.5
8 NovaGold	USA, Alaska	45.0	43.8
9 Avnel Gold Mining	Mali	3.4	42.9
10 Continental Gold	Colombia	9.0	38.8
11 Corvus Gold	USA, Nevada	1.5	37.7
12 Lydian International	Armenia	4.8	35.1
13 Midas Gold Corp.	USA, Idaho	6.5	33.4
14 Gold Quest	Dominican Republic	2.5	25.9
15 Orezone Gold	Burkina Faso	3.0	23.9
16 Legend Gold	Mali	0.3	12.5
17 Hummingbird Resources	Mali, Liberia	6.0	7.1
18 Taung Gold International	South Africa	23.0	5.9
19 Azumah Resources	Ghana	2.0	4.4
20 Helio Resources	Tanzania & Namibia	0.6	3.4
21 Castle Minerals	Ghana	0.4	3.4
22 Gabriel Resources	Romania	18.6	3.3
<b>Average</b>			<b>42.6</b>

## Emerging producers

Company	Location	Total resource M, I & I (Moz)	Valuation EV/resource (\$/oz)
1 Roxgold	Burkina Faso	1.1	312.4
2 Torex Gold Resources	Mexico	5.4	220.1
3 Premier Gold Mines	Canada	6.0	215.0
4 Klondex Mines	Nevada, Manitoba	2.5	159.3
5 Robex	Mali	0.4	132.5
6 Guyana Goldfields	Guyana	8.3	71.2
7 Oceana Gold	USA, NZ, Philippines	1.7	67.3
8 Aureus Mining	Liberia, Cameroon	2.8	38.5
9 Asanko Gold	Ghana	7.9	23.6
10 Rubicon Minerals	Canada	6.0	6.4
<b>Average</b>			<b>124.6</b>

Source: TGIL own analysis based on company reports and share prices as at 29 August 2017



---

Substantial gold endowment	<ul style="list-style-type: none"><li>• 23Moz Total Resource, 11.4Moz in Probable Reserves (&gt;6.5g/t) in South Africa</li><li>• Substantial Cu-Au porphyry potential at Reko Garok</li></ul>
Brownfield projects	<ul style="list-style-type: none"><li>• South African projects: existing infrastructure in the prestigious Witwatersrand Basin</li><li>• Co-operation opportunity for Reko Garok with MCC's Saindak Project</li></ul>
Proven extraction techniques	<ul style="list-style-type: none"><li>• Straightforward mining and metallurgical methods – high degree of confidence</li><li>• Reko Garok – early large-scale open-pit potential</li></ul>
Attractive economics	<ul style="list-style-type: none"><li>• South African projects – AISC in lowest quartile of cost curve with low capital intensity</li><li>• Reko Garok grades similar to Reko Diq, co-operation opportunity with Saindak</li></ul>
Expert management team	<ul style="list-style-type: none"><li>• Experienced board with global reach</li><li>• Executive management with extensive experience and local knowledge</li></ul>
Respected shareholders and partners	<ul style="list-style-type: none"><li>• Largest shareholders based in North America and Hong Kong</li><li>• Excellent Chinese technical partners – ENFI<sup>1</sup> and MCCI<sup>2</sup></li></ul>

---

Notes

1. China ENFI Engineering Corporation, a subsidiary of Metallurgical Corporation of China

2. MCC International Incorporation, a subsidiary of Metallurgical Corporation of China



## Contact details

	Neil Herrick	Andrew Hayes
Tel:	+27 82 807 4632	+44 7932 040630
E-mail:	neilh@taunggold.com	andrew@taunggold.com